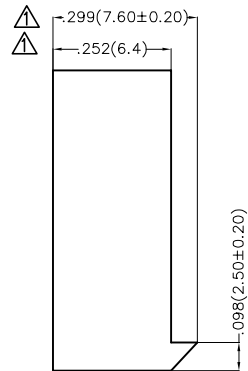
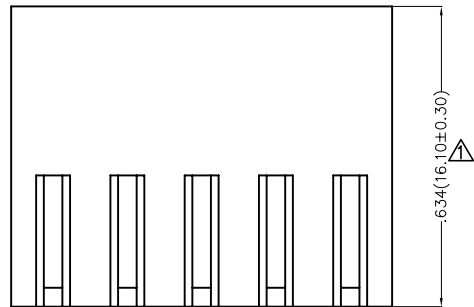
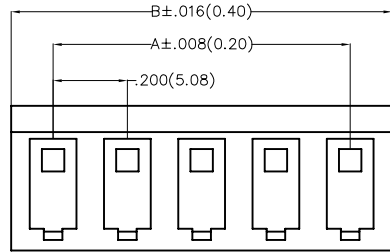


1 2 3 4 5 6 7 8

REV	LOCATIONS	DESCRIPTION	DATE	REVISER	APPD
1	△	Size & Flammability changes	09/AUG/23	MATT	LEO

Electrical
 Temperature Range—Operating: -25°C~+85°C
 Material
 Housing: PA66(UL 94V-2) △
 Applicable Terminal: FT39603-F2H
 Mates With: FWF50805,FWF50806Series.



Circuits (n)	Part No.	Dimensions(in/mm)	
		A	B
2	FHG50803-S02M2TB	.200(5.08)	.400(10.16)
3	FHG50803-S03M2TB	.400(10.16)	.600(15.24)
4	FHG50803-S04M2TB	.600(15.24)	.800(20.32)
5	FHG50803-S05M2TB	.800(20.32)	1.000(25.40)
6	FHG50803-S06M2TB	1.000(25.40)	1.200(30.48)
7	FHG50803-S07M2TB	1.200(30.48)	1.400(35.56)
8	FHG50803-S08M2TB	1.400(35.56)	1.600(40.64)
9	FHG50803-S09M2TB	1.600(40.64)	1.800(45.72)
10	FHG50803-S10M2TB	1.800(45.72)	2.000(50.80)
11	FHG50803-S11M2TB	2.000(50.80)	2.200(55.88)
12	FHG50803-S12M2TB	2.200(55.88)	2.400(60.96)

Ordering Information

FHG 508 03 — S XX M 2 T B
 1 2 3 4 5 6 7 8 9

1	Category FHG-Housing	2	Series Number 508-Pitch5.08mm	3	Distinction No. 03	4	Row Option Single Row	5	Circuits XX
6	Entry Type M-Male	7	Material-Resin 2-PA66	8	Color-Resin T-Transparent	9	Packaging B-PE Bag		

 THIRD ANGLE PROJECTION DESIGN UNITS Inch (metric) SCALE 5:1 SIZE A4	GENERAL TOLERANCES (UNLESS SPECIFIED)		APPROVE BY FRANK	DATE 18/JUN/13	PART NO. FHG50803-SXXM2TB	ITEM NO. FHG50803	 Leader Of Industry		
	X.±.012(0.30)	X:±5'	CHECKED BY JACOB	DATE 18/JUN/13	TITLE Wire to Board Pitch 5.08mm(Housing)			REV 1	SHEET NO. 1/1
	X.X±.008(0.20)	.X:±2'	DRAWN BY CHERRY	DATE 18/JUN/13	THIS DRAWING CONTAINS INFORMATION THAT IS PROPRIETARY TO TXGA INDUSTRIAL ELECTRONICS(S.Z)CO.,LTD AND SHOULD NOT BE USED WITHOUT WRITTEN PERMISSION				
	X.XX±.006(0.15)	.XX:±1'							
X.XXX±.004(0.10)	.XXX:±0.5'								

1 2 3 4 5 6 7 8